
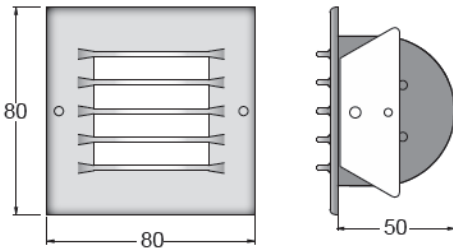


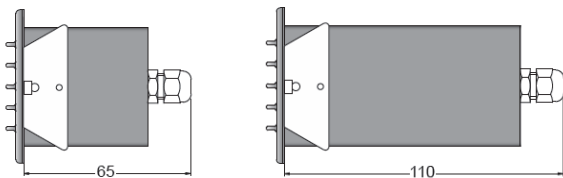
GRILLE LED



Dimensions:



Cut out: 65mm x 65mm



Back box

Back box with integral transformer

Please note that these drawings are not to scale

DRIVER NOT INCLUDED.

CAUTION: Care should be taken with positioning of the light fitting as it will become hot in operation.

General Information:

A recessed LED low level wall light, comes with a sandblasted diffuser. Back box available for exterior installation along with optional integral driver version.

The exterior version is complete with stainless steel fixing screws which extend behind the front trim, therefore it is imperative when the hole is cut to house the fitting, that two notches are allowed for, to accommodate the protruding hank bushes that accept the fixings.

Lamp:

350mA 1w 3200k LED

Fitting Options:

Exterior (Cast Gun Metal)
Interior (Cast Aluminium)

Finishes:

Polished Chrome Silver Metallic
Satin Chrome Matt White
Polished Nickel Black Eggshell
Polished Brass Paint to spec.
Bronze

Accessories:

Back box
Driver
Back box with integral driver

