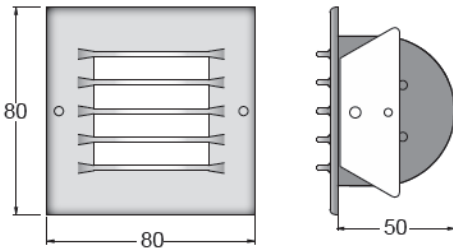
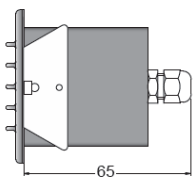


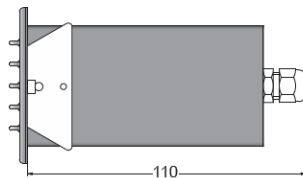
### Dimensions:



Cut out: 65mm x 65mm



Back box



Back box with integral transformer

Please note that these drawings are not to scale

**LAMP AND TRANSFORMER NOT INCLUDED.**

**CAUTION:** Care should be taken with positioning of the light fitting as it will become hot in operation.

### General Information:

A recessed low level wall light, comes with a sandblasted diffuser. Back box available for exterior installation along with optional integral transformer version.

The exterior version is complete with stainless steel fixing screws which extend behind the front trim, therefore it is imperative when the hole is cut to house the fitting, that two notches are allowed for, to accommodate the protruding hank bushes that accept the fixings.

### Lamp:

12v, 10-20w G4 Capsule

### Fitting Options:

Exterior (Cast Gun Metal)   
Interior (Cast Aluminium)

### Finishes:

Polished Chrome	<input type="checkbox"/>	Silver Metallic	<input type="checkbox"/>
Satin Chrome	<input type="checkbox"/>	Matt White	<input type="checkbox"/>
Polished Nickel	<input type="checkbox"/>	Black Eggshell	<input type="checkbox"/>
Polished Brass	<input type="checkbox"/>	Paint to spec.	<input type="checkbox"/>
Bronze	<input type="checkbox"/>		

### Accessories:

Back box   
Back box with integral transformer   
Transformer

