



## General Information:

A slim wall luminaire with fluorescent light source concealed behind a rectangular opaque white diffuser.

The fitting can be used vertically or horizontally for different effects. The ballast sits within the body of the fitting.

## Lamp:

230v, 9w G23 Compact Fluorescent

## Finish:

Aluminium anodised

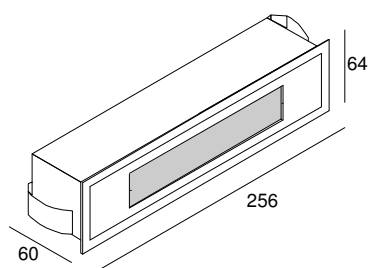
## Accessories:

Back box

Concrete box

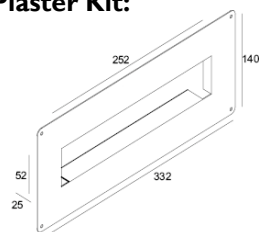


## Dimensions:



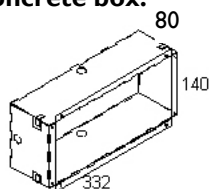
Cut out: 253x55mm  
Recess Depth: 70mm

## Plaster Kit:



Cut out: 265x60mm

## Concrete box:



Cut out: 337x145mm  
Recess Depth: 90mm

Please note that these drawings are not to scale

## LAMP NOT INCLUDED.

**CAUTION:** Care should be taken with positioning of the light fitting as it will become hot in operation.