


TYRELL 50



General Information:

The ultimate directional downlight where the lamp is recessed within an anti-glare baffle for visual comfort and minimal glare.

Magnetic lamp retention for easy re-lamping. 360 degree rotation with a 30 degree tilt from vertical.

Lamp Options:

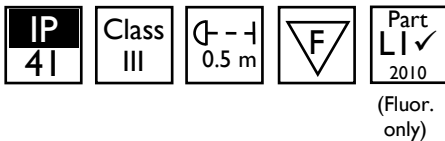
- 12v, 20-50w GU5.3 Dichroic
- 230v, 20-50w GU10 Dichroic
- 230v, 11w SGU10 Compact Fluorescent

Finishes:

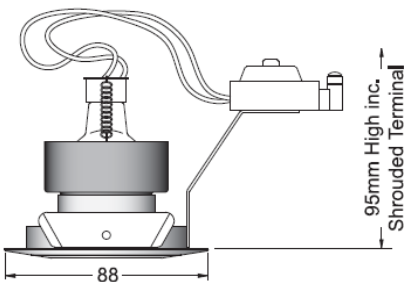
- | | | | |
|-----------------|--------------------------|-----------------|--------------------------|
| Polished Chrome | <input type="checkbox"/> | Silver Metallic | <input type="checkbox"/> |
| Satin Chrome | <input type="checkbox"/> | Matt White | <input type="checkbox"/> |
| Polished Nickel | <input type="checkbox"/> | Black Eggshell | <input type="checkbox"/> |
| Polished Brass | <input type="checkbox"/> | Paint to spec. | <input type="checkbox"/> |
| Bronze | <input type="checkbox"/> | | |

Accessories:

- Transformer
- Various Lenses



Dimensions:



Cut out: 75mm Ø

Allow a minimum ceiling void of 120mm and surrounding materials must be removed by 100mm to allow for air circulation.

Please note that these drawings are not to scale

LAMP AND TRANSFORMER NOT INCLUDED.

CAUTION: Care should be taken with positioning of the light fitting as it will become hot in operation.

